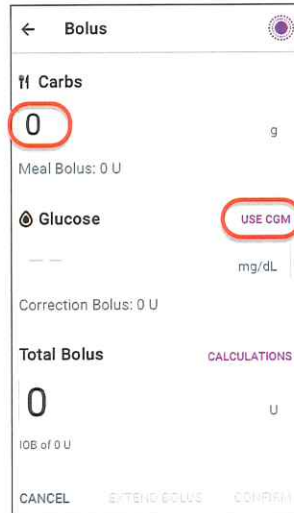


Deliver a Bolus

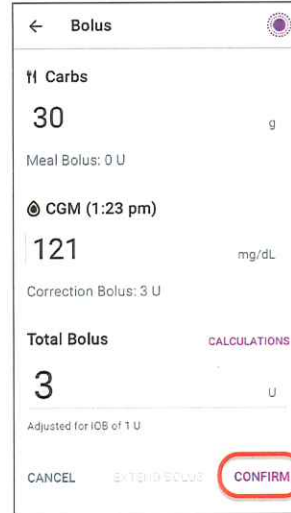
The Omnipod 5 SmartBolus calculator suggests a bolus (an additional dose of insulin) to correct glucose that is high (correction bolus) and/or to cover the carbohydrates in the meal or snack you may be eating (meal bolus).



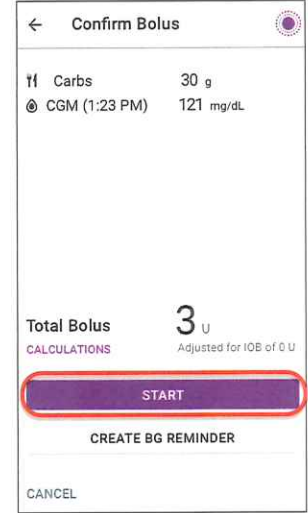
- Tap the Bolus button



- Tap on the **Carbs** field to manually enter grams of carbs
- Tap **USE CGM** to use CGM value and trend*



- Tap **CONFIRM**



- Tap **START** to begin bolus insulin delivery



- Always look for the progress bar on the Home screen to confirm bolus delivery has started before navigating away from the Omnipod 5 App

Tip

Follow the screen instructions by tapping the area highlighted by the "red circle"

Note: Always bolus for meals as directed by your healthcare provider. In Automated Mode, bolus doses still require your programming and delivery. Failure to deliver a bolus for meals could lead to hyperglycemia.

***Note:** Tap Glucose field to manually enter your blood glucose reading